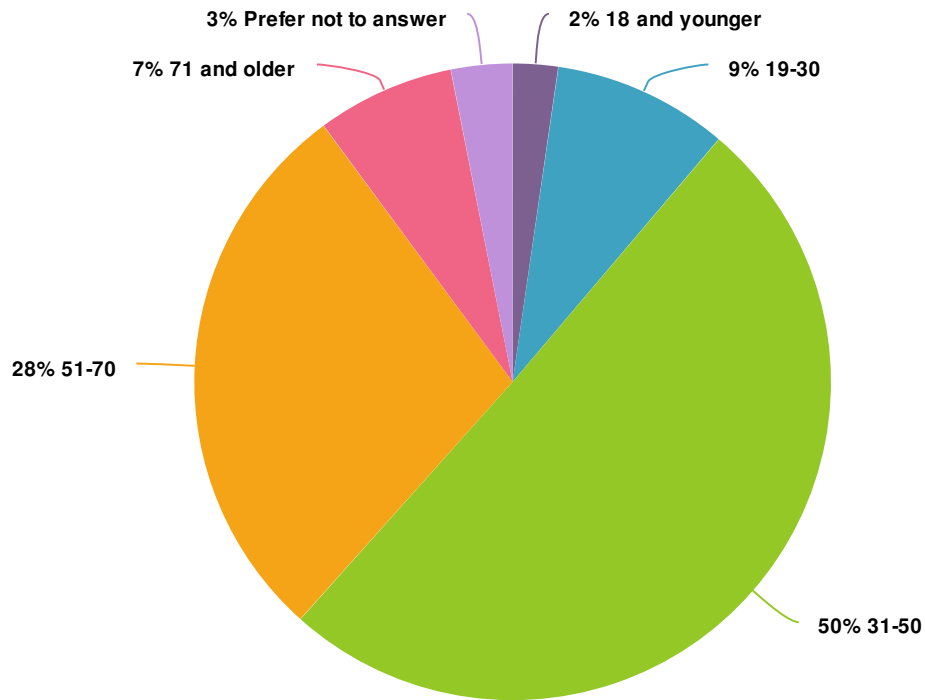


This report is filtered

Only show: #3 Question "Residence:" is one of the following answers ("Northeast Washington", "Northwest Washington", "Puget Sound Region", "Southwest Washington", "Southeast Washington", "Central Washington")

Report for Sexual Health Education Work Group Public Comment Survey - 2019

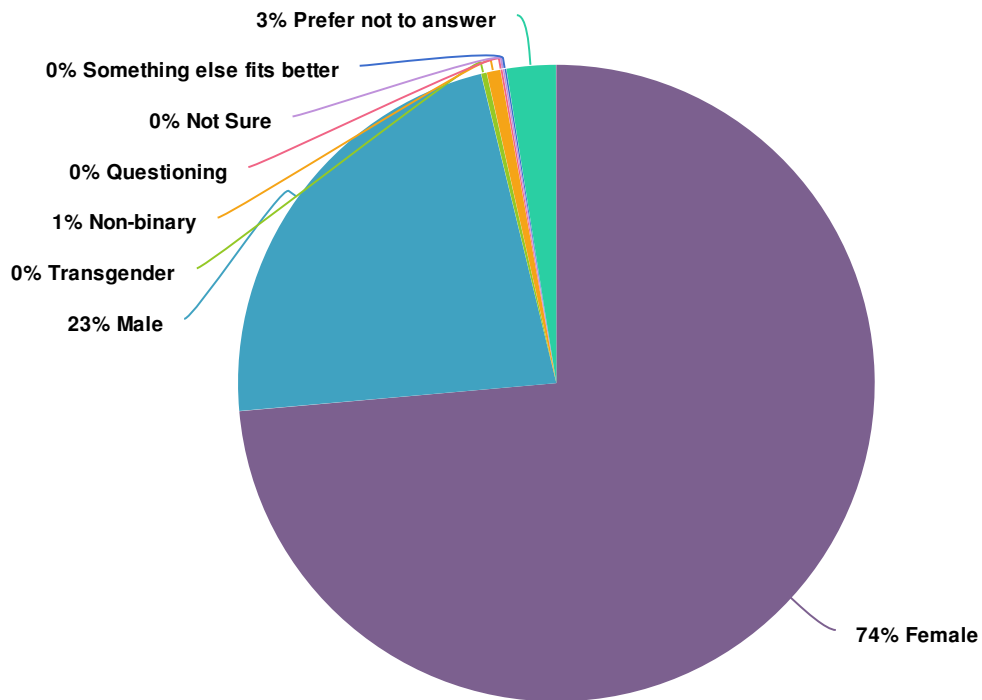
1. Age:



Value		Percent	Responses
18 and younger		2.3%	226
19-30		8.9%	861
31-50		50.3%	4,844
51-70		28.2%	2,717
71 and older		7.0%	675
Prefer not to answer		3.1%	298

Totals: 9,621

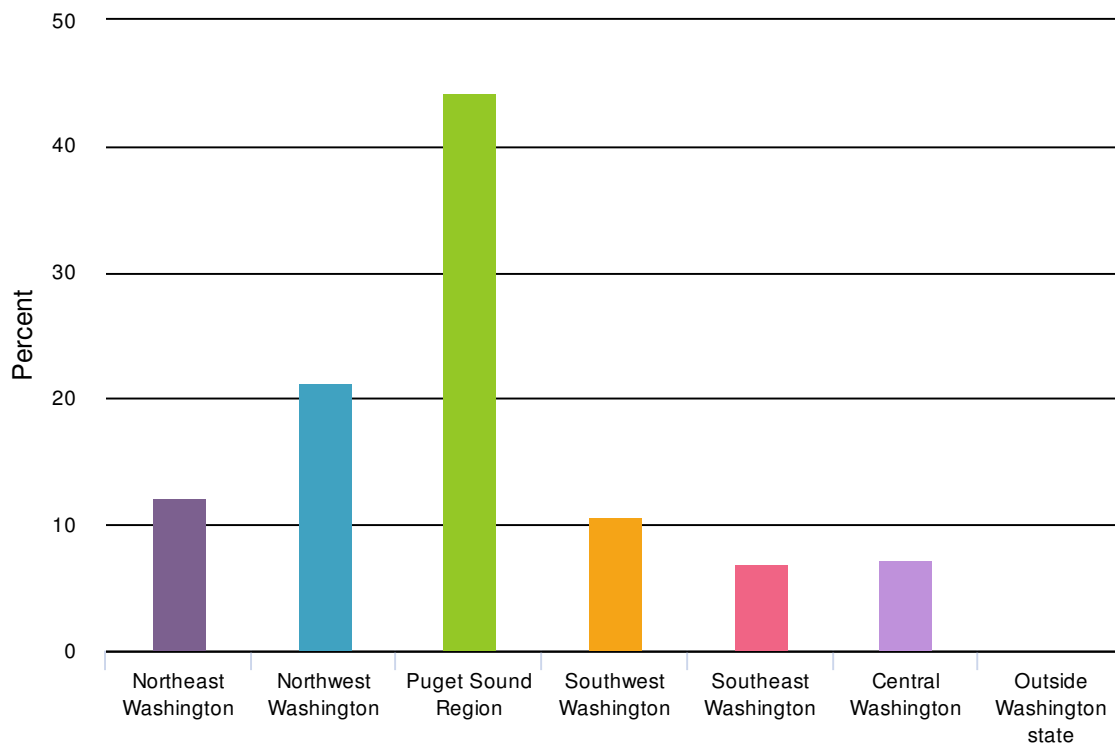
2. Gender:



Value	Percent	Responses
Female	73.6%	7,084
Male	22.6%	2,174
Transgender	0.3%	31
Non-binary	0.7%	66
Questioning	0.1%	7
Not Sure	0.1%	7
Something else fits better	0.1%	11
Prefer not to answer	2.5%	241

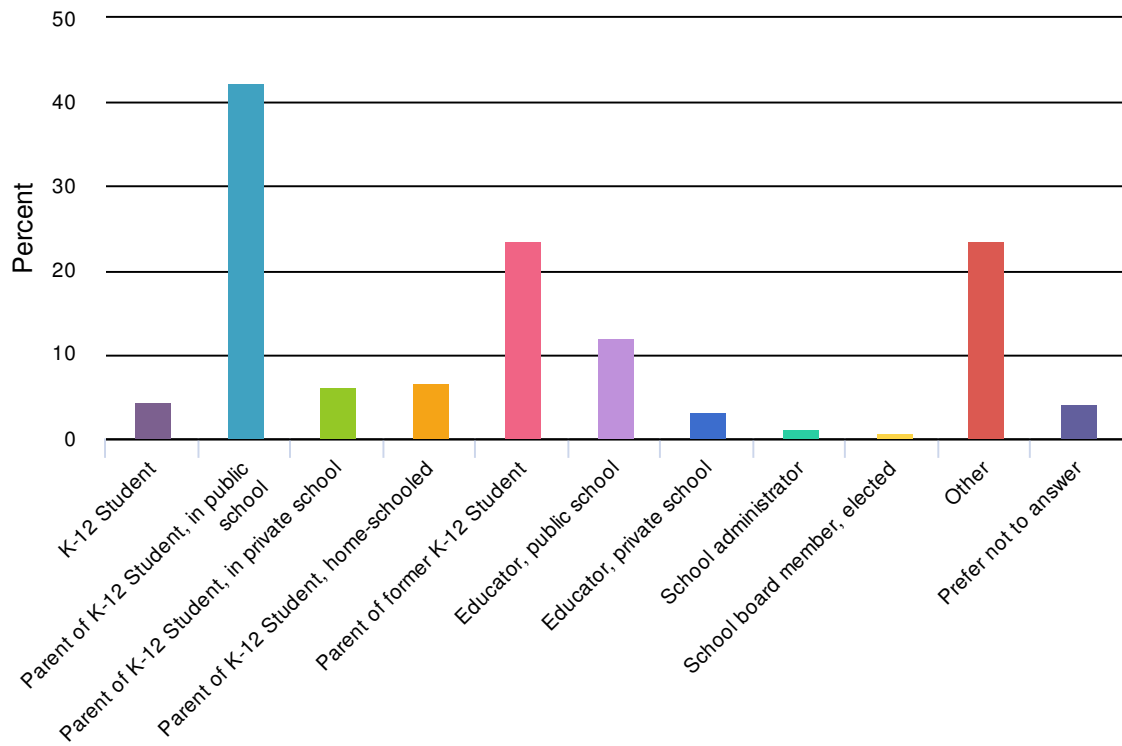
Totals: 9,621

3. Residence:



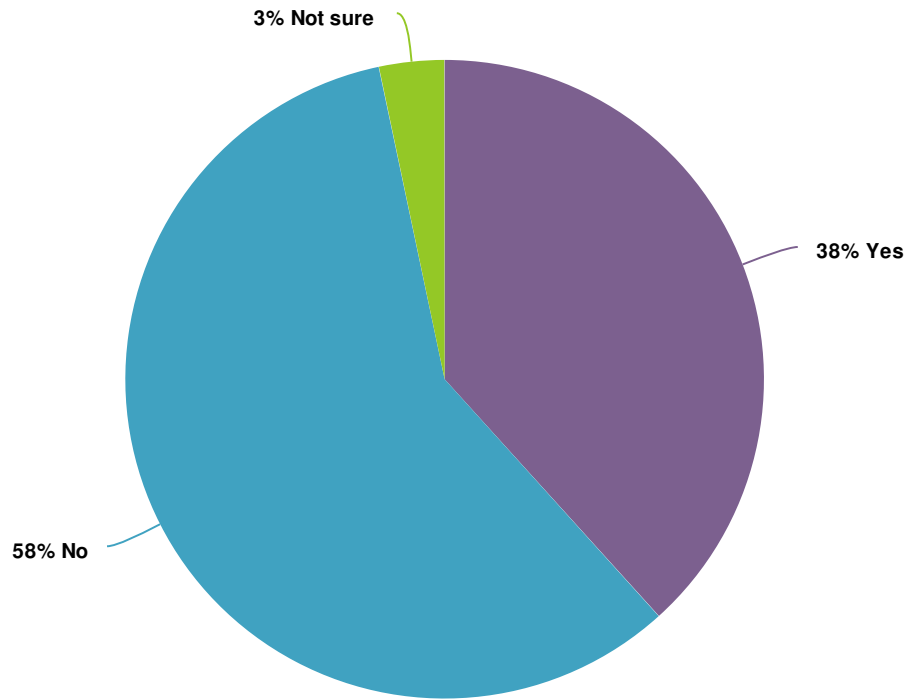
Value	Percent	Responses
Northeast Washington	12.2%	1,255
Northwest Washington	21.3%	2,182
Puget Sound Region	44.3%	4,542
Southwest Washington	10.7%	1,093
Southeast Washington	6.9%	704
Central Washington	7.3%	753
Outside Washington state	0.1%	14

4. Check all that apply:



Value	Percent	Responses
K-12 Student	4.5%	439
Parent of K-12 Student, in public school	42.4%	4,171
Parent of K-12 Student, in private school	6.3%	617
Parent of K-12 Student, home-schooled	6.6%	653
Parent of former K-12 Student	23.7%	2,332
Educator, public school	12.0%	1,176
Educator, private school	3.2%	313
School administrator	1.2%	118
School board member, elected	0.7%	73
Other	23.7%	2,333
Prefer not to answer	4.2%	409

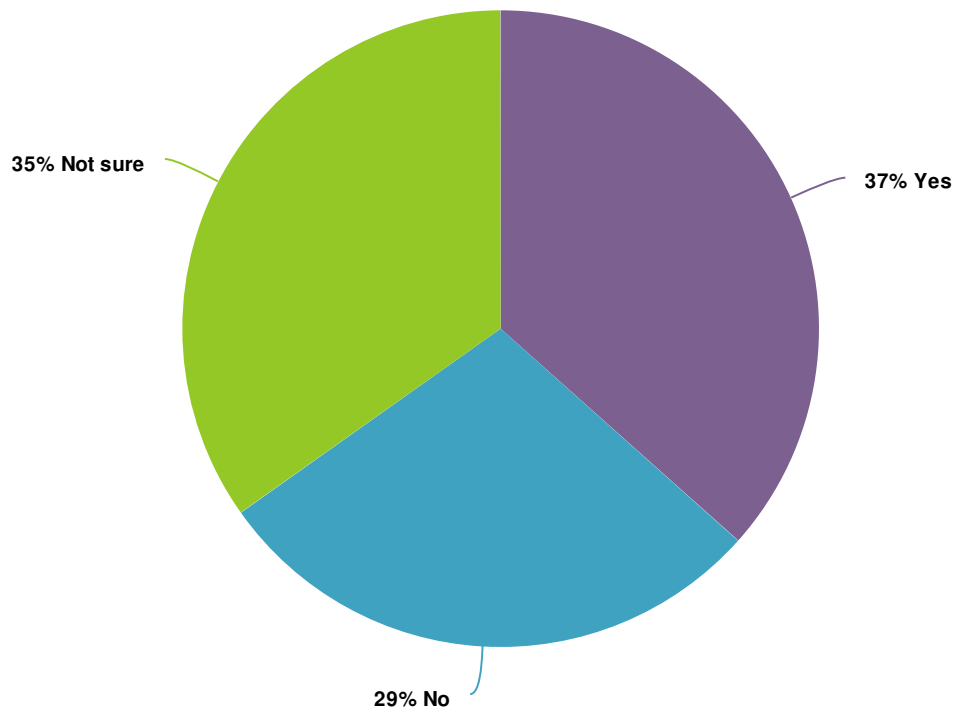
5. Should comprehensive, age-appropriate, medically accurate sexual health education be required for all students in grades K-12?






Value	Percent	Responses
Yes	38.3%	3,869
No	58.4%	5,894
Not sure	3.3%	329

Totals: 10,092

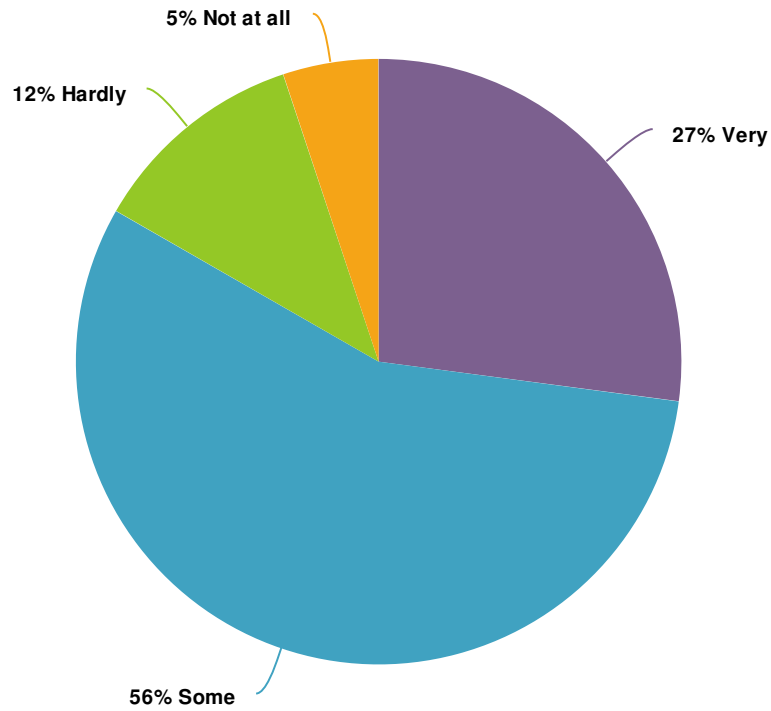
6. Are changes needed to current statutes related to sexual health education (e.g. Healthy Youth Act, AIDS Omnibus Act)?



Value		Percent	Responses
Yes		36.6%	3,699
No		28.6%	2,887
Not sure		34.8%	3,513

Totals: 10,099

7. How familiar are you with the Washington State K-12 Learning Standards



Value		Percent	Responses
Very		27.1%	2,723
Some		56.2%	5,656
Hardly		11.6%	1,167
Not at all		5.1%	513

Totals: 10,059